

N-TYPE TOPCON



TOPCON
 MODULES

610Wp – 650Wp

BIFACIAL DUAL GLASS



12* YEAR
PRODUCT WARRANTY
 ★★★★★
 91.2% Power Output Up To 12 Years



30* YEAR
PERFORMANCE WARRANTY
 ★★★★★
 80.7% Power Output Up To 30 Years

- Australian Brand Manufactured in accordance with APS's high standards of design and Quality Control
- Positive tolerance that delivers higher output reliability for all our modules
- High module Output for better conversion efficiency
- EL Tested 100% dual EL inspection
- Excellent module & Solar cell efficiency
- Higher PV Energy yields even under Low light and cloudy conditions
- Premium quality raw material and advanced manufacturing processes guarantees the reliability of our modules
- PID resistant and increased module robustness to minimize micro-cracks



MADE IN
INDIA

ELECTRICAL TYPICAL VALUE

Model	610/156	615/156	620/156	625/156	630/156	635/156	640/156	645/156	650/156
Maximum Power (Pmax)	610	615	620	625	630	635	640	645	650
Maximum Power Voltage (Vmp)	46.4	46.61	46.82	47.01	47.21	47.4	47.57	47.72	47.93
Maximum Power Current (Imp)	13.16	13.2	13.25	13.3	13.35	13.4	13.46	13.52	13.57
Open Circuit Voltage (Voc)	56.7	56.91	57.12	57.33	57.56	57.76	57.97	58.15	58.34
Short Circuit Current (Isc)	13.7	13.75	13.8	13.85	13.9	13.95	14	14.05	14.11
Module Efficiency	21.87	22.05	22.23	22.41	22.59	22.76	22.94	23.12	23.32

MECHANICAL CHARACTERISTICS

Dimensions	2469 x 1133 x 35*
Weight	34.5 Kg *

OPERATING CONDITIONS

Temperature, °C	-40 TO +85
Max. System Voltage/VDC	1500
Hail impact velocity, m/sec	23
Max. Surface load capacity, Pa	5400
Max. Wind speed capacity, Pa	2400
Series fuse rating, A	30

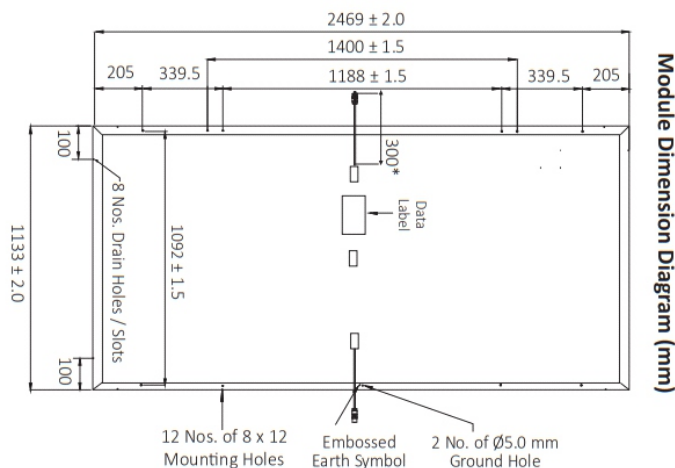
MECHANICAL CHARACTERISTICS

No. of Cells	156
Cable	No.12 AWG, 4MM ² (300mm Standard)
PV Connectors	MC4 Compatible
Frame	Anodized Aluminum Alloy
junction Box	IP68 Split Junction box with 3 bypass diodes
Glass (Front)	2.0mm AR Coated low iron heat Strengthened
Glass (Back)	2.0mm Low iron heat Strengthened

CELL TEMPERATURE COEFFICIENT BI-FACIAL

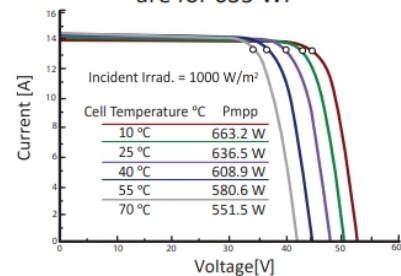
Open Circuit Voltage	-0.25% / °C
Short Circuit Current	+0.05% / °C
Peak Power	-0.29% / °C

- Test uncertainty for Pmax ± 3%
- Bi-facial gain subject to mounting structure specifications and albedo % of ground

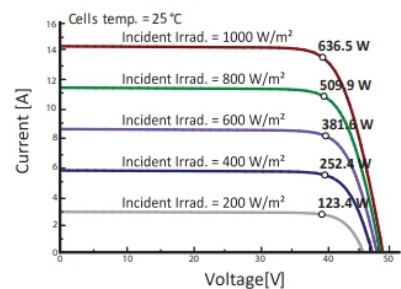


IV Curves

Cell temperature sensitivity chart are for 635 WP



Incident irradiance sensitivity chart are for 635 WP



Note :

The Specifications in this datasheet are subject subject to change without any notice.
 The Electrical data given here is for reference purpose only.
 Please contact our sales team for any customized solutions.
 Please read safety and installation instructions before using the product.
 Subject to Ahmedabad Jurisdiction.

*Warranty :

Please read APS India warranty documents thoroughly on <http://australianpremiumsolar.co.in/warranty/>

Toll Free : 1800-313-5052

Corporate Office : 301, 3rd floor, Satyamev Eminence, Nr. Shukan Mall, Science City Road, Ahmedabad, Gujarat - 380060.

Factory : At & Post - Tajpur, N.H.-08, Ta - Prantij, Dist - Sabarkantha, Gujarat-383205 (India).

* The images shown are for illustration purposes only and may not be an exact representation of the product.