


N-TYPE TOPCON



**TOPCON**  
 M O D U L E S

**560Wp – 600Wp**

**BIFACIAL DUAL GLASS**



**12\*** YEAR  
**PRODUCT WARRANTY**  
 ★★★★★  
 91.2% Power Output Up To 12 Years



**30\*** YEAR  
**PERFORMANCE WARRANTY**  
 ★★★★★  
 80.7% Power Output Up To 30 Years

- Australian Brand Manufactured in accordance with APS's high standards of design and Quality Control
- Positive tolerance that delivers higher output reliability for all our modules
- High module Output for better conversion efficiency
- EL Tested 100% dual EL inspection
- Excellent module & Solar cell efficiency
- Higher PV Energy yields even under Low light and cloudy conditions
- Premium quality raw material and advanced manufacturing processes guarantees the reliability of our modules
- PID resistant and increased module robustness to minimize micro-cracks



**MADE IN**  
**INDIA**

## ELECTRICAL TYPICAL VALUE

Model	560/144	565/144	570/144	575/144	580/144	585/144	590/144	595/144	600/144
Maximum Power (Pmax)	560	565	570	575	580	585	590	595	600
Maximum Power Voltage (Vmp)	42.65	42.87	43.05	43.28	43.5	43.74	43.93	44.16	44.37
Maximum Power Current (Imp)	13.14	13.19	13.24	13.29	13.34	13.38	13.44	13.48	13.53
Open Circuit Voltage (Voc)	52.02	52.3	52.5	52.78	53.03	53.27	53.51	53.75	54.00
Short Circuit Current (Isc)	13.69	13.75	13.8	13.85	13.89	13.93	13.97	14.01	14.05
Module Efficiency	21.71	21.90	22.09	22.29	22.48	22.68	22.87	23.06	23.26

### DIMENSIONS CHARACTERISTICS

Dimensions	2277 x 1133 x 35 *
Weight	31.5 Kg *

### OPERATING CONDITIONS

Temperature, °C	-40 TO +85
Max. System Voltage/VDC	1500
Hail impact velocity, m/sec	23
Max. Surface load capacity, Pa	5400
Max. Wind speed capacity, Pa	2400
Series fuse rating, A	30

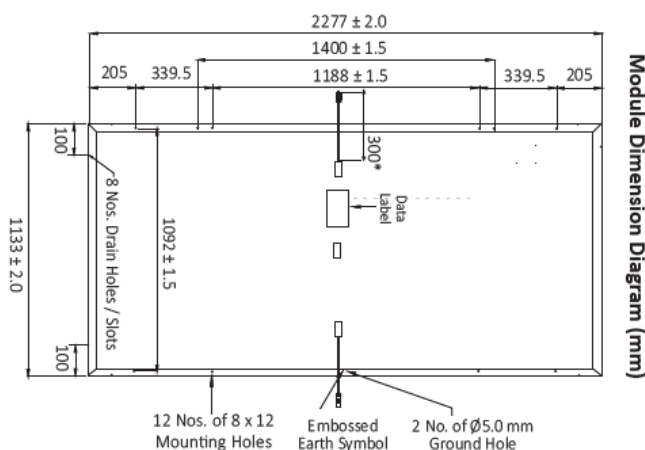
### MECHANICAL CHARACTERISTICS

No. of Cells	144
Cable	No.12 AWG, 4MM <sup>2</sup> (300mm Standard)
PV Connectors	MC4 Compatible
Frame	Anodized Aluminum Alloy
junction Box	IP68 Split Junction box with 3 bypass diodes
Glass (Front)	2.0mm AR Coated low iron heat Strengthened
Glass (Back)	2.0mm Low iron heat Strengthened

### CELL TEMPERATURE COEFFICIENT BI-FACIAL

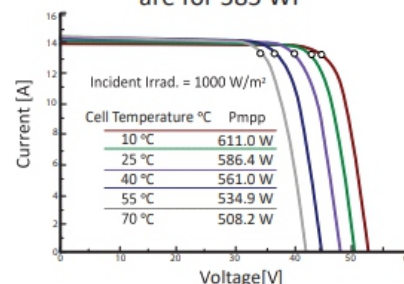
Open Circuit Voltage	-0.25% / °C
Short Circuit Current	+0.05% / °C
Peak Power	-0.29% / °C

- Test uncertainty for Pmax ± 3%
- Bi-facial gain subject to mounting structure specifications and albedo % of ground

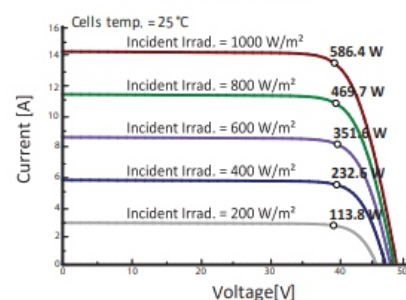


### IV Curves

Cell temperature sensitivity chart are for 585 WP



Incident irradiance sensitivity chart are for 585 WP



#### Note :

The Specifications in this datasheet are subject subject to change without any notice.  
 The Electrical data given here is for reference purpose only.  
 Please contact our sales team for any customized solutions.  
 Please read safety and installation instructions before using the product.  
 Subject to Ahmedabad Jurisdiction.

#### \*Warranty :

Please read APS India warranty documents thoroughly on <http://australianpremiumsolar.co.in/warranty/>

**Toll Free : 1800-313-5052**

**Corporate Office :** 301, 3rd floor, Satyamev Eminence, Nr. Shukan Mall, Science City Road, Ahmedabad, Gujarat - 380060.

**Factory :** At & Post - Tajpur, N.H.-08, Ta - Prantij, Dist - Sabarkantha, Gujarat-383205 (India).

\* The images shown are for illustration purposes only and may not be an exact representation of the product.